




Graphics from

# Ohio Medicaid Basics 2019


April 2019

## Ohio Medicaid Basics 2019

Medicaid pays for healthcare services for about three million Ohioans with low incomes, including more than 1.2 million children. Medicaid spending accounts for more than one-third of Ohio's budget and almost 17% of health expenditures nationally!

This publication provides an overview of Ohio's Medicaid program, including eligibility, covered services, delivery systems, financing and spending.

**Who is eligible for Medicaid coverage?**  
Ohio Medicaid pays for healthcare services for children, older adults, pregnant women, parents, childless adults and individuals with disabilities, all with incomes below a specific amount (see figures 1 and 2).<sup>1</sup> It is important to note that eligibility differs by state.

For most enrollees, the income eligibility limit is set as a percentage of the Federal Poverty Level (FPL) and eligibility is based on household Modified Adjusted Gross Income (MAGI).<sup>2</sup> Some Medicaid eligibility categories, including Aged, Blind and Disabled (ABD), use different income counting rules and have resource limits (i.e., assets such as cash, stocks, bank accounts and property).

To be eligible for Medicaid in Ohio, a person must meet other requirements in addition to income limits. At a minimum, a person must have, or apply for, a Social Security number, be a U.S. citizen or meet Medicaid requirements for people who are not U.S. citizens (i.e., legal permanent residents, refugees and asylees)<sup>3</sup> and be an Ohio resident.<sup>4</sup>

**Figure 1. Federal poverty level (FPL), by household size, 2019**

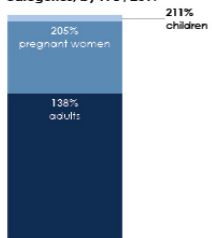
	100%	138%	205%	211%	280%	400%
1	\$12,490	\$17,236	\$25,605	\$26,354	\$31,225	\$49,940
2	\$16,910	\$23,236	\$34,666	\$35,680	\$42,275	\$67,640
3	\$21,330	\$29,435	\$43,727	\$45,006	\$53,325	\$85,520
4	\$25,750	\$35,535	\$52,788	\$54,333	\$64,975	\$103,000

Notes: Refers to federal poverty levels for the 48 contiguous states and the District of Columbia (D.C.)  
Source: Office of the Assistant Secretary for Planning and Evaluation. Additional analysis by the Health Policy Institute of Ohio.

**3 key findings for policymakers**

- Ohio Medicaid provides access to healthcare services for about three million low-income Ohioans, including many who cannot access or afford private or employer-sponsored health insurance.
- Medicaid represents a significant portion of government spending in Ohio. Federal reimbursements accounted for approximately 68% of total spending by Ohio Medicaid in state fiscal year 2018.
- To improve health value in Ohio, state policymakers need to balance Medicaid's critical role in providing access to health care with budgetary and administrative challenges.

**Figure 2. Ohio Medicaid income eligibility thresholds for MAGI-categories, by FPL<sup>1</sup>, 2019**



Category	FPL Threshold
children	211%
pregnant women	205%

Source: Ohio Department of Medicaid

# 3

## key findings for policymakers

- **Ohio Medicaid provides access to healthcare services for about three million low-income Ohioans**, including many who cannot access or afford private or employer-sponsored health insurance.
- **Medicaid represents a significant portion of government spending in Ohio.** Federal reimbursements accounted for approximately 68% of total spending by Ohio Medicaid in state fiscal year 2018.
- To improve health value in Ohio, **state policymakers need to balance Medicaid's critical role in providing access to health care with budgetary and administrative challenges.**

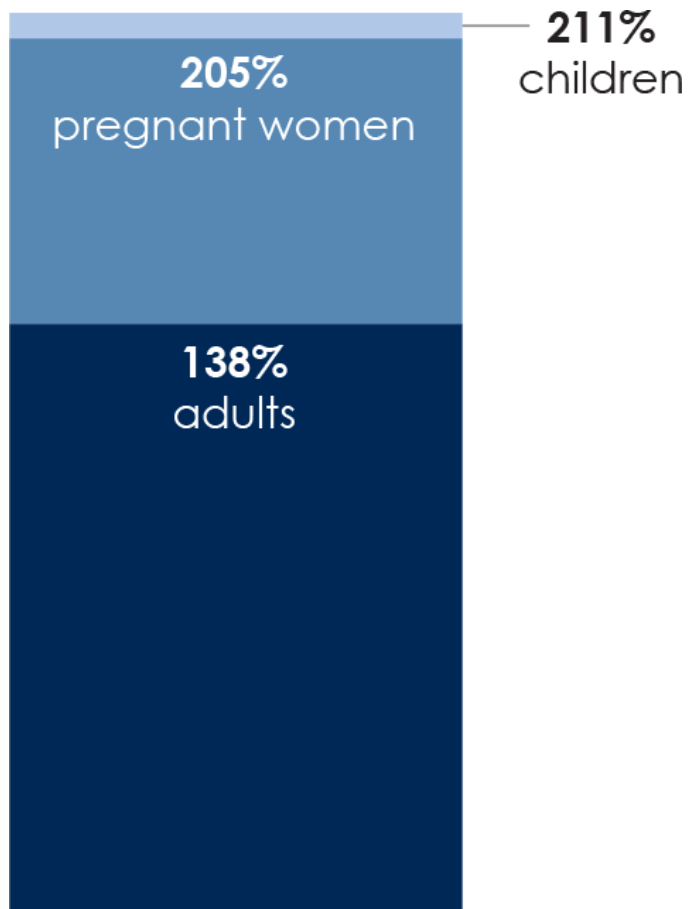
# Federal poverty level (FPL), by household size, 2019

	100%	138%	205%	211%	250%	400%
1	\$12,490	\$17,236	\$25,605	\$26,354	\$31,225	\$49,960
2	\$16,910	\$23,336	\$34,666	\$35,680	\$42,275	\$67,640
3	\$21,330	\$29,435	\$43,727	\$45,006	\$53,325	\$85,320
4	\$25,750	\$35,535	\$52,788	\$54,333	\$64,375	\$103,000

**Note:** Refers to federal poverty levels for the 48 contiguous states and the District of Columbia (D.C.)

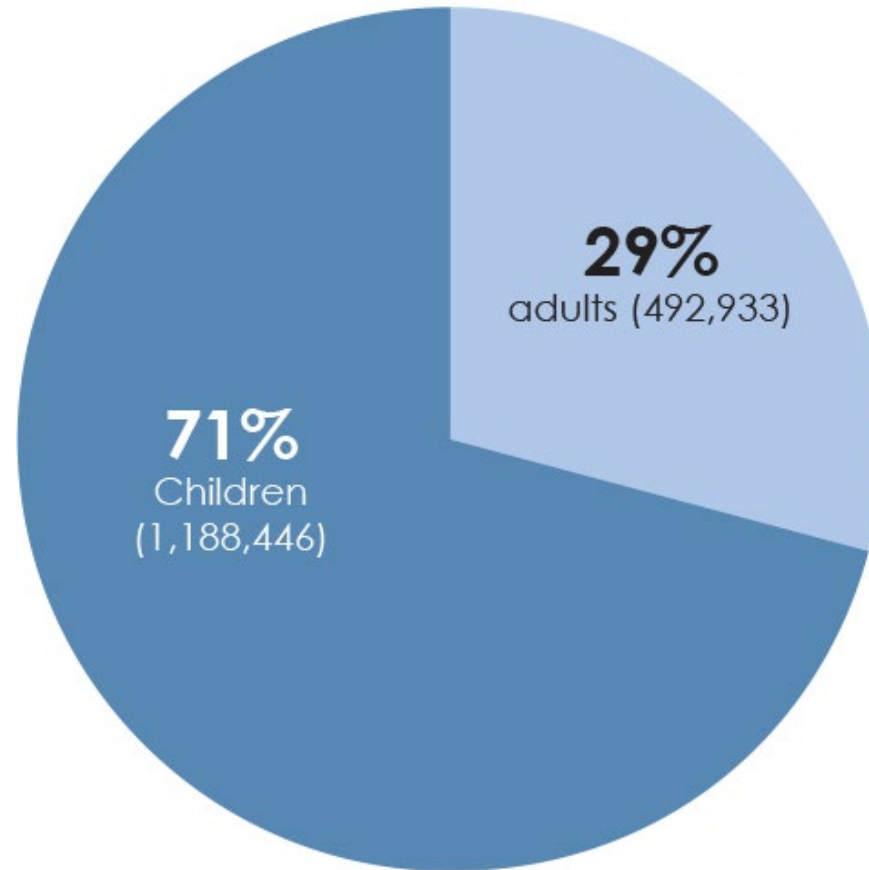
**Source:** Office of the Assistant Secretary for Planning and Evaluation. Additional analysis by the Health Policy Institute of Ohio.

# Ohio Medicaid income eligibility thresholds for MAGI-categories, by FPL4, 2019



Source: Ohio Department of Medicaid.

# Ohio Medicaid Covered Families and Children enrollment for adults and children, SFY 2018



**Source:** Ohio Department of Medicaid. Additional analysis by HPIO.

# Differences between Medicaid and Medicare

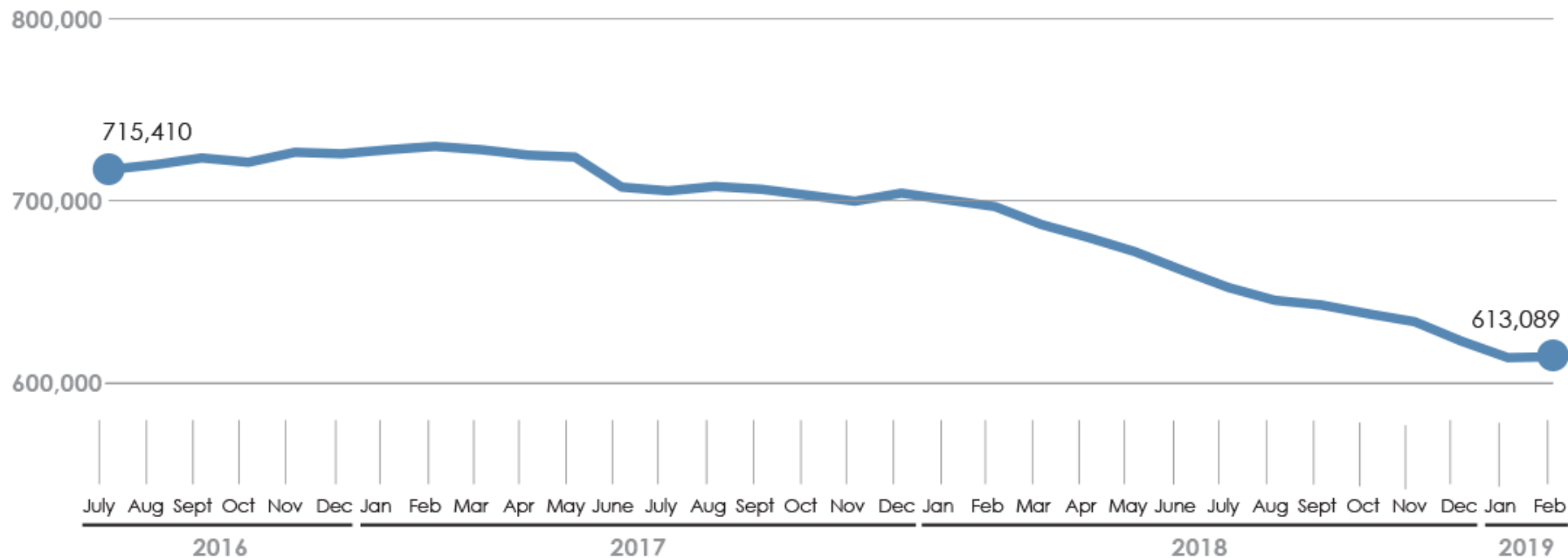
## Medicaid

- Pays for care for Ohioans with low incomes
- Eligibility based on income and other factors
- Primary, acute and long-term care services and supports
- Federal and state funding
- Not funded by payroll deduction

## Medicare<sup>22</sup>

- Pays for care for nearly all Ohio seniors
- Eligibility based on age or disability status and work history
- Primary and acute care only
- Federal funding
- Funded by payroll deduction

# Group VIII enrollment by month, July 2016-January 2019

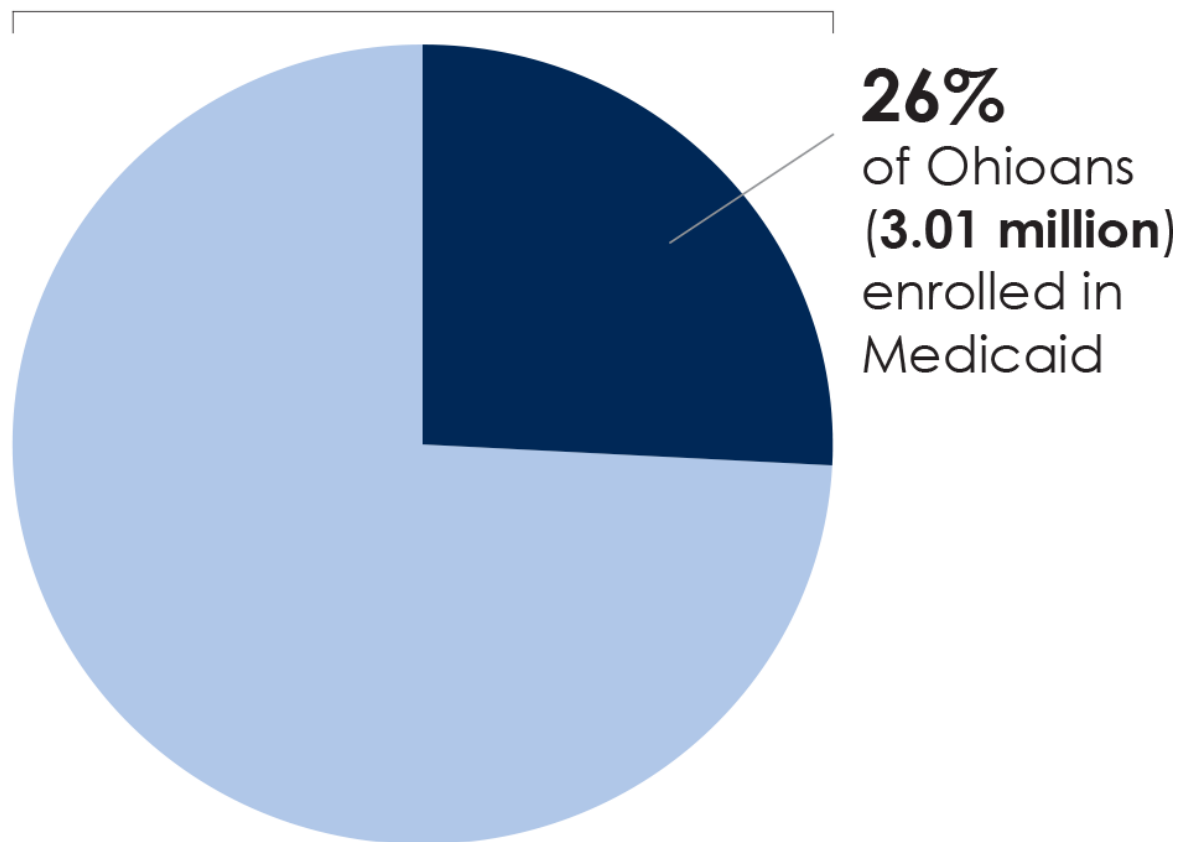


**Note:** Enrollment numbers between March 2018 and February 2019 are preliminary and subject to change.

**Source:** Ohio Department of Medicaid caseload reports. July 2016 – June 2017 from report published June 2018; July 2017 – February 2019 from report published February 2019.

# Estimated percent of Ohioans enrolled in Medicaid, SFY 2018

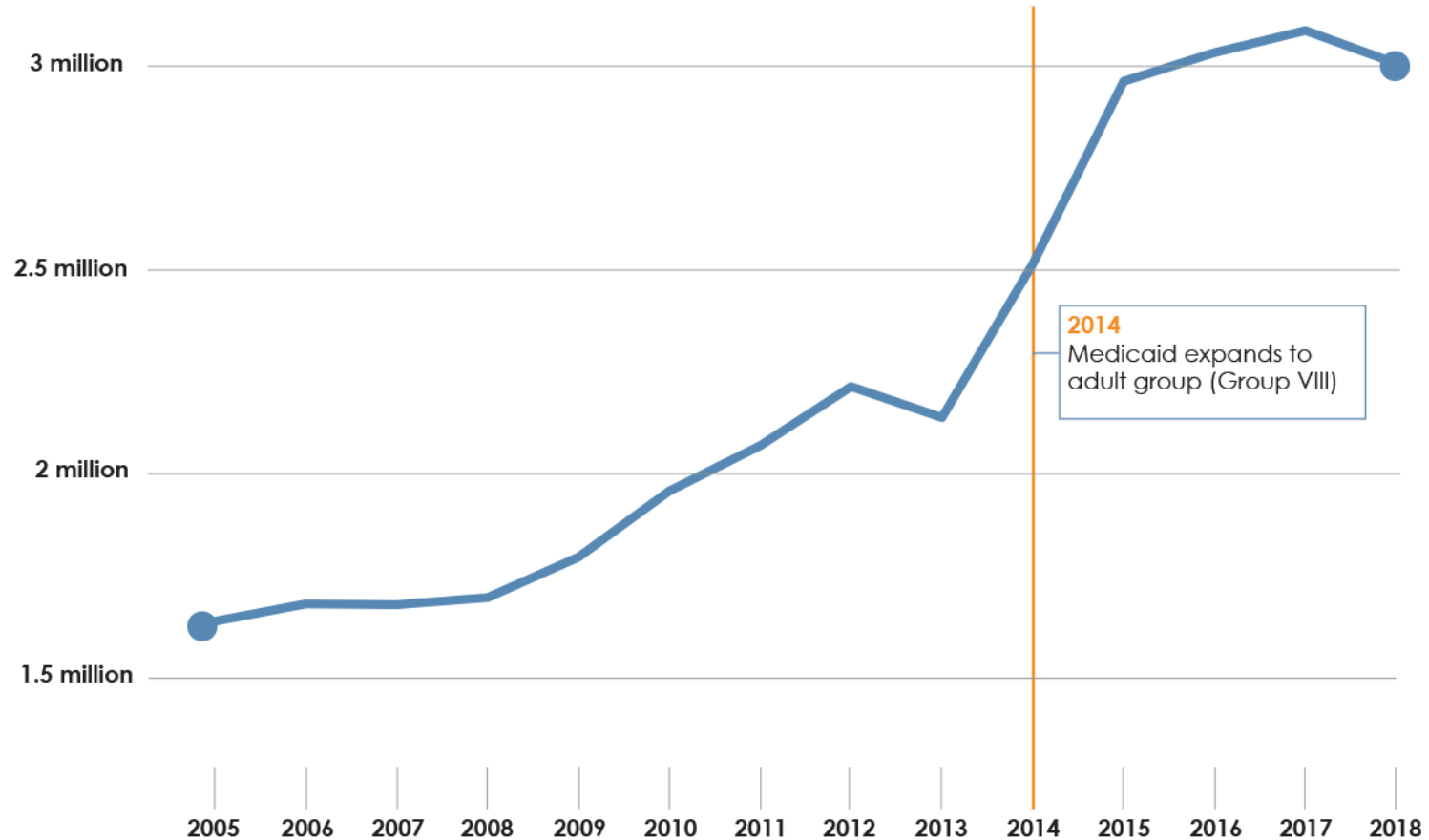
Total Ohio population:  
**11.66 million**



**Sources:** Ohio Department of Medicaid and U.S. Census Bureau, American Community Survey

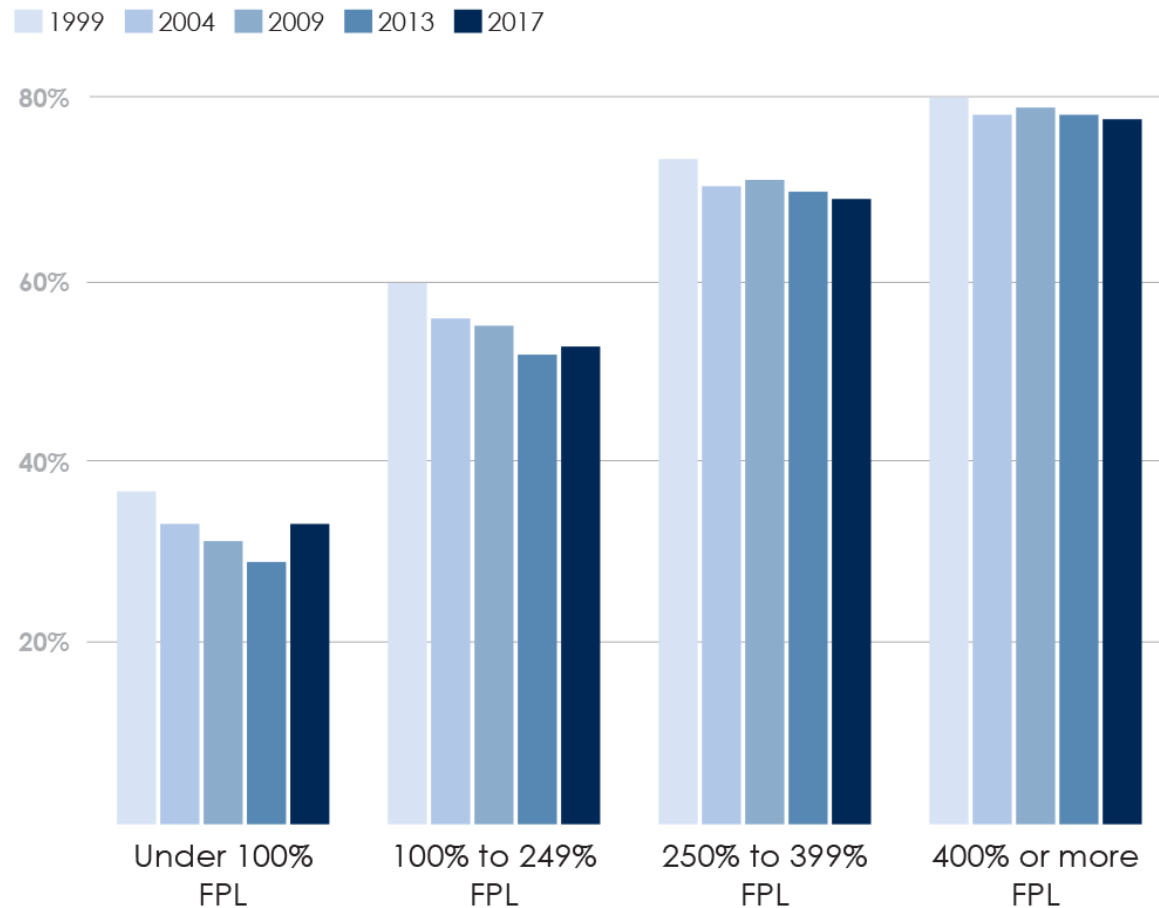


# Ohio Medicaid enrollment trend, SFY 2005-2018



**Sources:** SFY 2005-2011 Ohio Department of Job and Family Services, Public Assistance Monthly Statistics reports; SFY 2012-2018 Ohio Department of Medicaid

# Percent of non-elderly population enrolled in ESI by FPL, by year, 1999, 2004, 2009, 2013 and 2017



**Source:** Kaiser Family Foundation analysis of the National Health Interview Survey, 1999-2017

# Ohio Medicaid Covered Services

## Federally mandated services

- Inpatient hospital
- Outpatient hospital
- Early and Periodic Screening, Diagnostic, and Treatment Services (EPSDT)
- Nursing facility care
- Home health
- Physician services
- Lab and x-ray
- Family planning
- Nurse midwife
- Freestanding birth center services
- Tobacco cessation counseling for pregnant women
- Rural health clinic services
- Federally qualified health center services
- Transportation to medical care
- Certified pediatric and family nurse practitioners

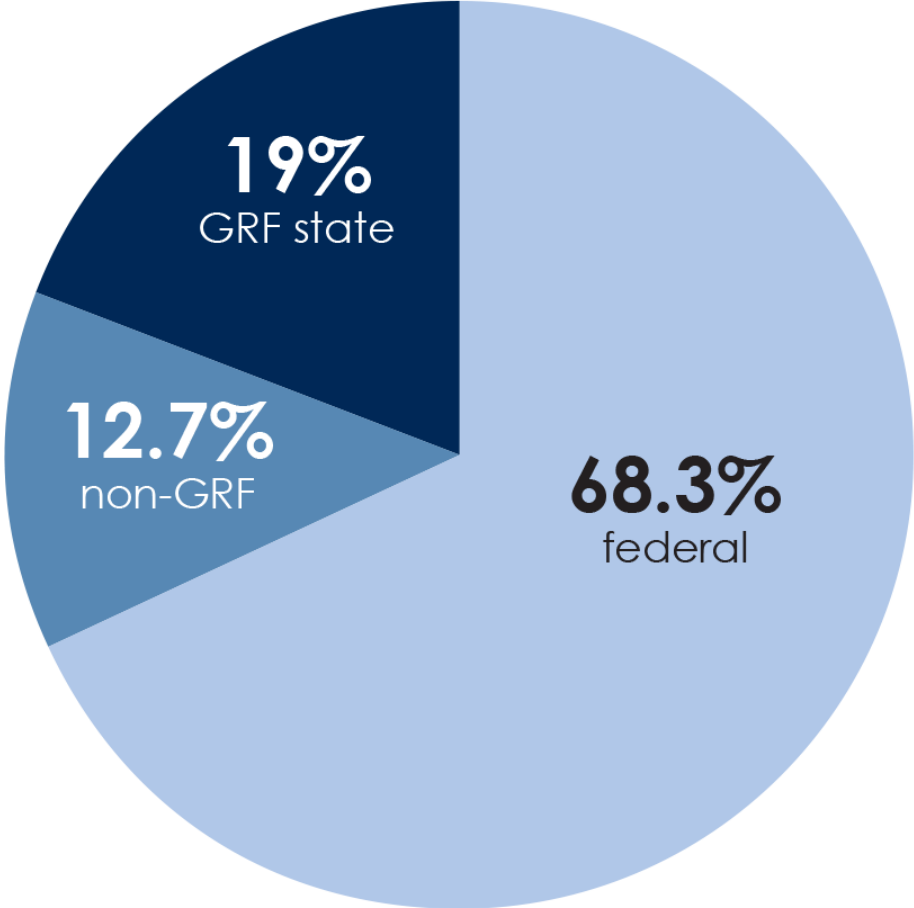
## Ohio's optional services

- Ambulance
- Chiropractic services
- Alcohol and drug screening analysis
- Intensive outpatient (to treat addiction)
- Methadone administration
- Medical and surgical dental care
- Durable medical equipment and supplies
- Medical and surgical vision care
- Individual or group counseling
- Occupational therapy
- Physical therapy
- Podiatry
- Prescription drugs
- Private duty nursing
- Speech therapy
- Ambulatory surgical centers

**Note:** For more information and a complete list of Ohio covered services, visit [medicaid.ohio.gov](https://medicaid.ohio.gov)

**Source:** Adapted from Ohio Department of Medicaid

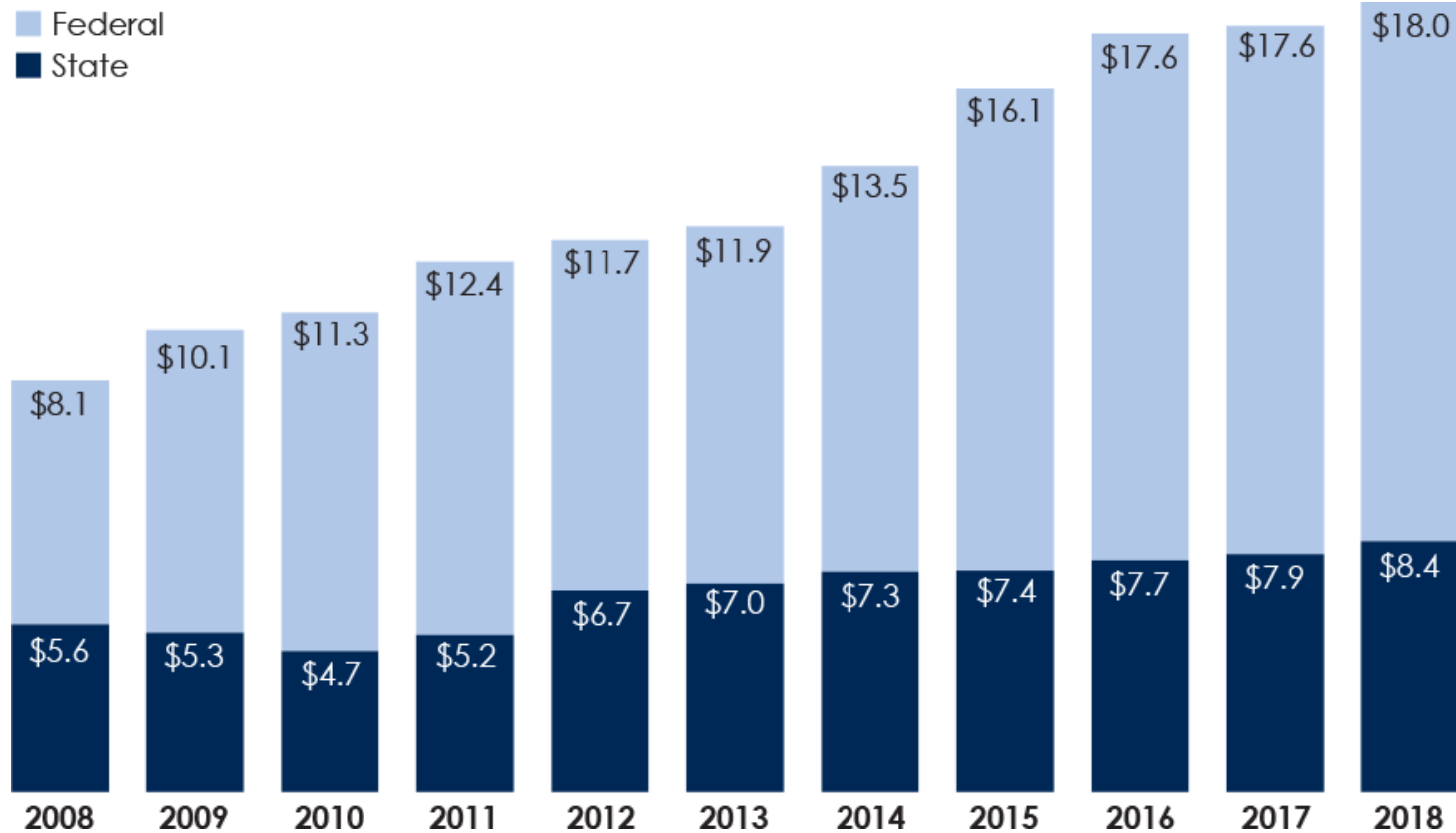
# Ohio Medicaid spending, by source, SFY 2018



Source: Ohio Legislative Service Commission

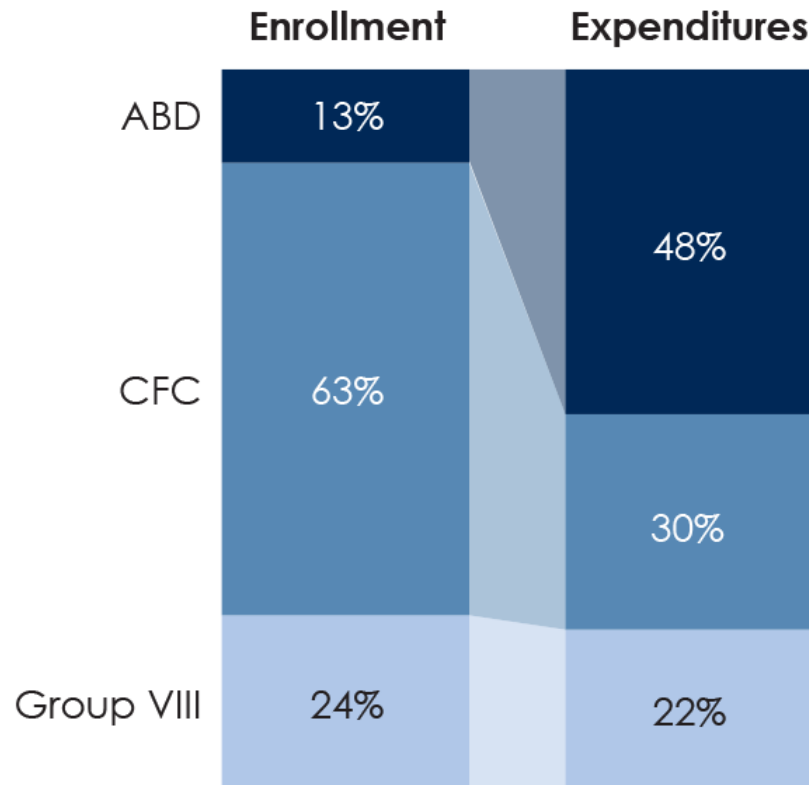


# Ohio Medicaid spending, in billions, SFY 2008 – SFY 2018




**Source:** Ohio Department of Medicaid (via Ohio Legislative Service Commission)

# Enrollment and expenditures by Medicaid eligibility category, SFY 2016



**Source:** Ohio Department of Medicaid (via Ohio Legislative Service Commission)

Download the complete “Ohio Medicaid Basics 2019” policy brief at  
<https://bit.ly/2w1EO30>


April 2019

## Ohio Medicaid Basics 2019

Medicaid pays for healthcare services for about three million Ohioans with low incomes, including more than 1.2 million children. Medicaid spending accounts for more than one-third of Ohio's budget and almost 17% of health expenditures nationally!

This publication provides an overview of Ohio's Medicaid program, including eligibility, covered services, delivery systems, financing and spending.

### Who is eligible for Medicaid coverage?

Ohio Medicaid pays for healthcare services for children, older adults, pregnant women, parents, childless adults and individuals with disabilities, all with incomes below a specific amount (see figures 1 and 2).<sup>1</sup> It is important to note that eligibility differs by state.

For most enrollees, the income eligibility limit is set as a percentage of the Federal Poverty Level (FPL) and eligibility is based on household Modified Adjusted Gross Income (MAGI).<sup>2</sup> Some Medicaid eligibility categories, including Aged, Blind and Disabled (ABD), use different income counting rules and have resource limits (i.e., assets such as cash, stocks, bank accounts and property).

To be eligible for Medicaid in Ohio, a person must meet other requirements in addition to income limits. At a minimum, a person must have, or apply for, a Social Security number, be a U.S. citizen or meet Medicaid requirements for people who are not U.S. citizens (i.e., legal permanent residents, refugees and asylees)<sup>3</sup> and be an Ohio resident.<sup>4</sup>

### 3 key findings for policymakers

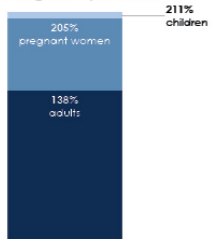
- Ohio Medicaid provides access to healthcare services for about three million low-income Ohioans, including many who cannot access or afford private or employer-sponsored health insurance.
- Medicaid represents a significant portion of government spending in Ohio. Federal reimbursements accounted for approximately 68% of total spending by Ohio Medicaid in state fiscal year 2018.
- To improve health value in Ohio, state policymakers need to balance Medicaid's critical role in providing access to health care with budgetary and administrative challenges.

### Figure 1. Federal poverty level (FPL), by household size, 2019

	100%	138%	205%	211%	260%	400%
1	\$12,490	\$17,236	\$25,605	\$26,354	\$31,225	\$49,940
2	\$16,910	\$23,386	\$34,666	\$35,680	\$42,275	\$67,640
3	\$21,330	\$29,455	\$43,727	\$45,006	\$53,325	\$85,320
4	\$25,750	\$35,535	\$52,788	\$54,223	\$64,375	\$103,000

Note: Refers to federal poverty levels for the 48 contiguous states and the District of Columbia (D.C.)  
 Source: Office of the Assistant Secretary for Planning and Evaluation. Additional analysis by the Health Policy Institute of Ohio.

### Figure 2. Ohio Medicaid income eligibility thresholds for MAGI-categories, by FPL<sup>1</sup>, 2019



MAGI-category	FPL Threshold
children	211%
pregnant women	205%
adults	138%

Source: Ohio Department of Medicaid