



Data Snapshot

Suicide in Ohio

In Ohio, approximately five people die by suicide every day.¹ These preventable deaths have a tremendous impact on Ohio families and communities. The rate of suicide has climbed over the past decade, both in Ohio and nationally.² We can all play a role in championing evidence-informed suicide prevention strategies in our communities and in both the public and private sectors.

Suicide death rate

Deaths per 100,000 population, Ohio and U.S., 2021 (age-adjusted rate)



Data source: CDC WONDER via America's Health Rankings

Top 10 leading causes of death among working-age Ohioans (ages 15-64) in 2022*

1. Unintentional injuries	6,486
Unintentional drug overdoses	4,629
Motor vehicle crashes	1,032
Other	825
2. Cancer	6,471
3. Heart disease	5,654
4. COVID-19	1,936
5. Suicide	1,416
6. Chronic liver disease and cirrhosis	1,236
7. Chronic lower respiratory diseases	1,209
8. Diabetes	1,179
9. Stroke and other cerebrovascular diseases	843
10. Homicide	810

*Data is preliminary

Note: All data is reported as of Sept. 5, 2023

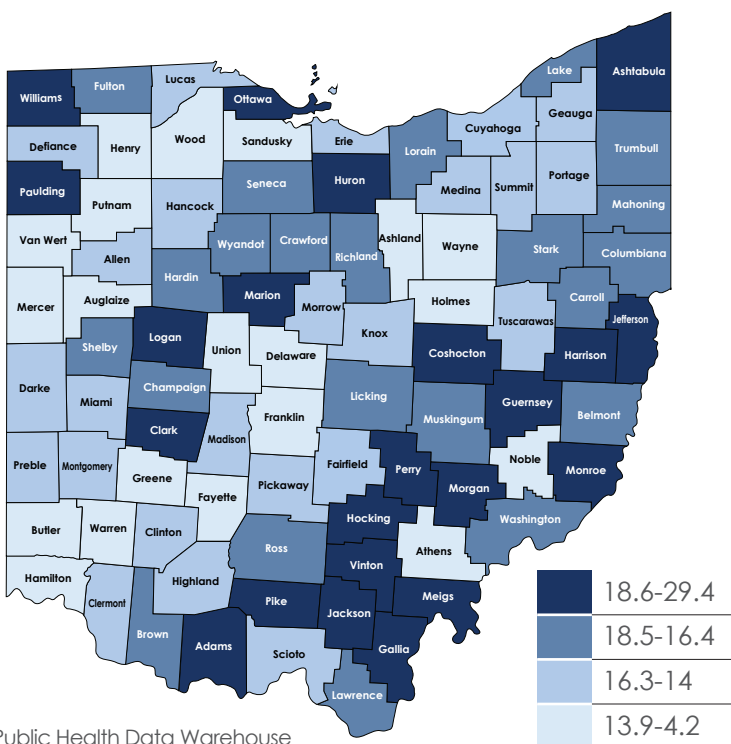
Source: Ohio Department of Health, Public Health Data Warehouse

Geographic differences

Suicide rates by county

Number of suicide deaths per 100,000 population, by county, Ohio, 2017-2022*

Suicide rates in Ohio vary greatly by county, with higher rates often found in Appalachian and rural counties. Vinton County had the highest rate, at 29.4 per 100,000 population. That is seven times higher than Holmes County, which had the lowest rate at 4.2.



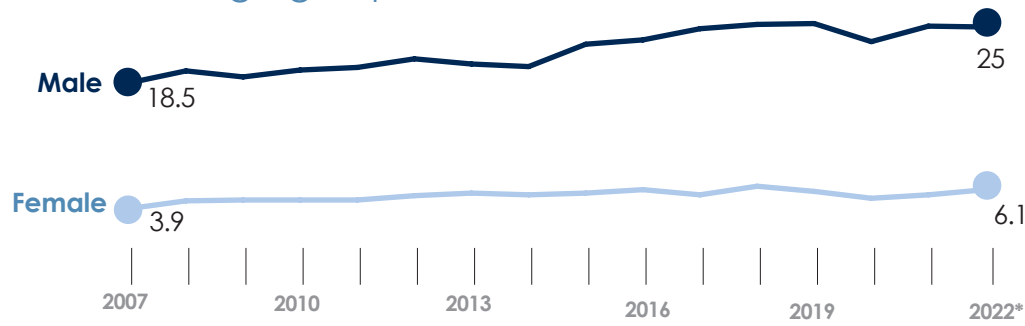
*2021 and 2022 data is preliminary

Data source: Ohio Department of Health, Public Health Data Warehouse

Trends in suicide deaths

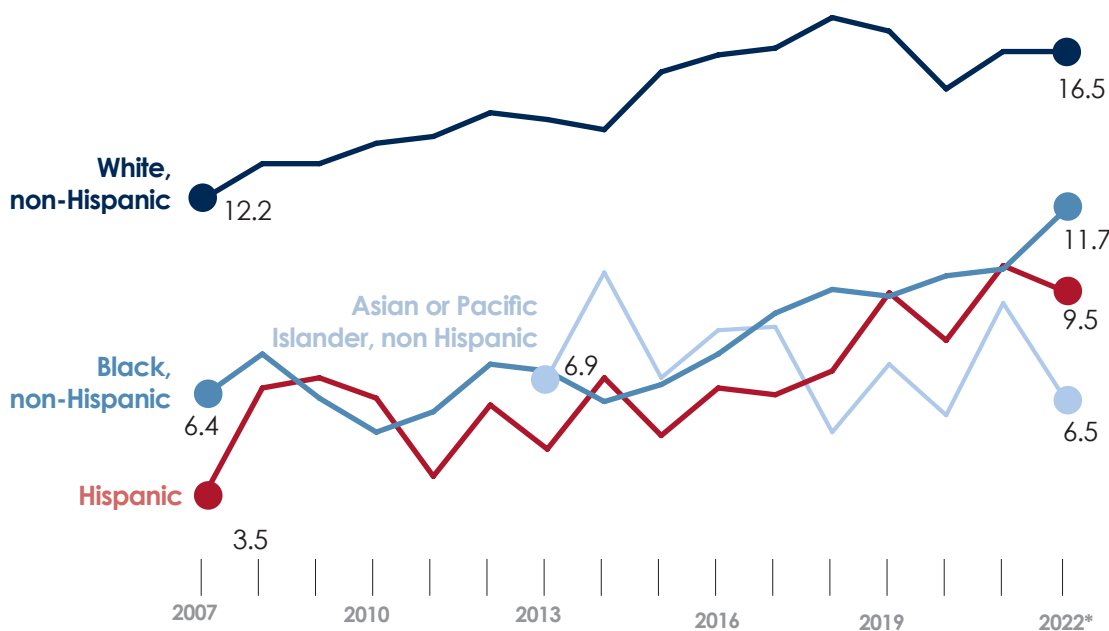
Deaths per 100,000 population, Ohio, 2007-2022

By sex, across all age groups



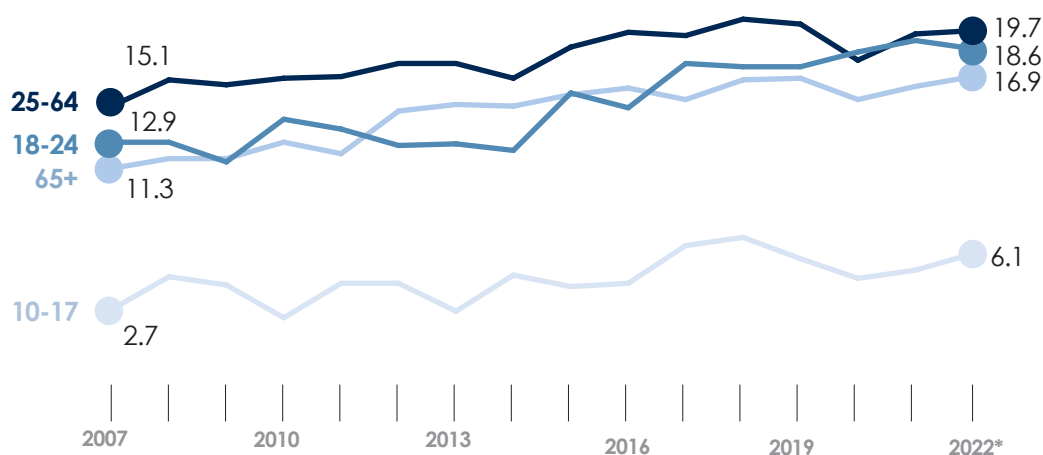
While nearly 80% of suicide deaths in Ohio were among males in 2022, deaths among females are increasing at a higher rate

By race, across all age groups



White Ohioans die by suicide at the highest rate, Suicide deaths among Hispanic Ohioans have increased by 171% over the past 15 years and suicide deaths among Black Ohioans have increased by 83%

By age



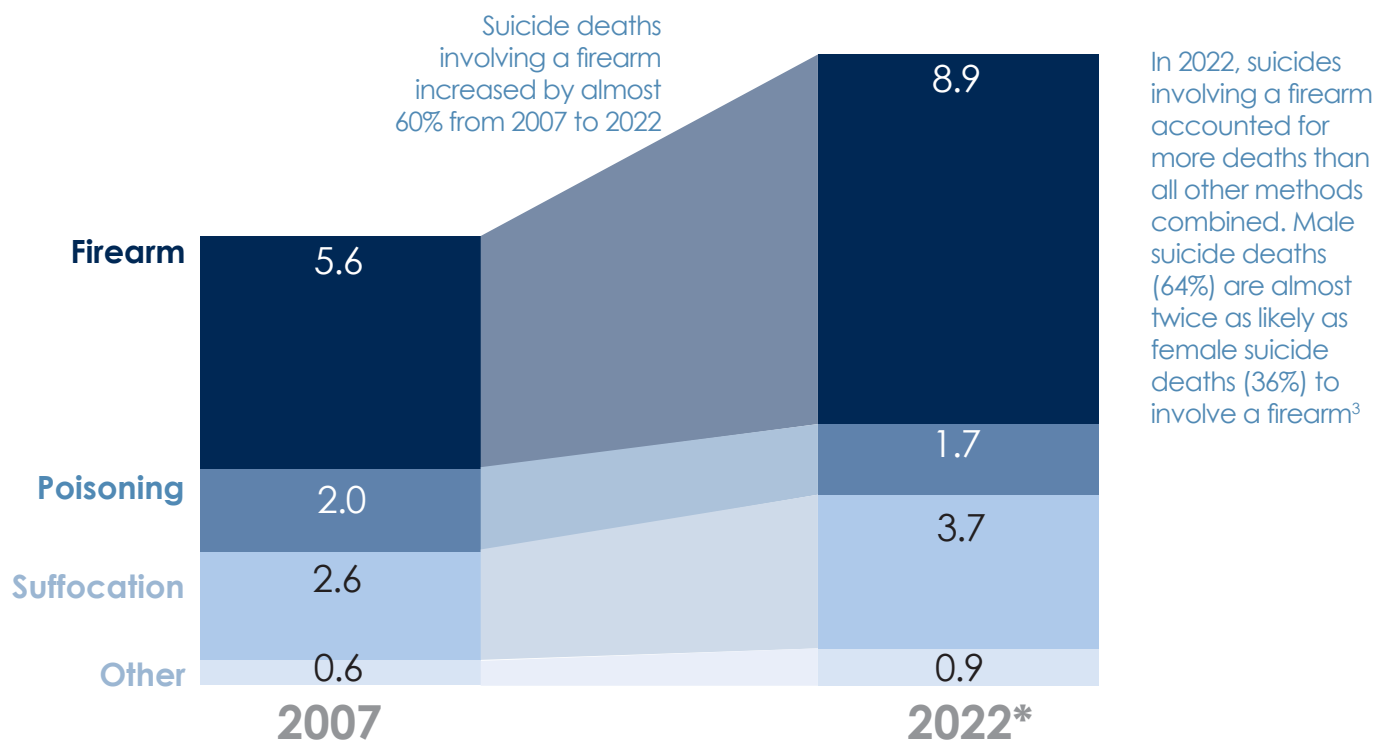
Ohioans ages 25-64 remain the most likely to die by suicide, although rates have increased for all ages since 2007

*2021 and 2022 data is preliminary

Source: Health Policy Institute of Ohio analysis of data from Ohio Public Health Data Warehouse

Trends in suicide methods

Number of suicide deaths per 100,000 population, by methods, Ohio, 2007-2022



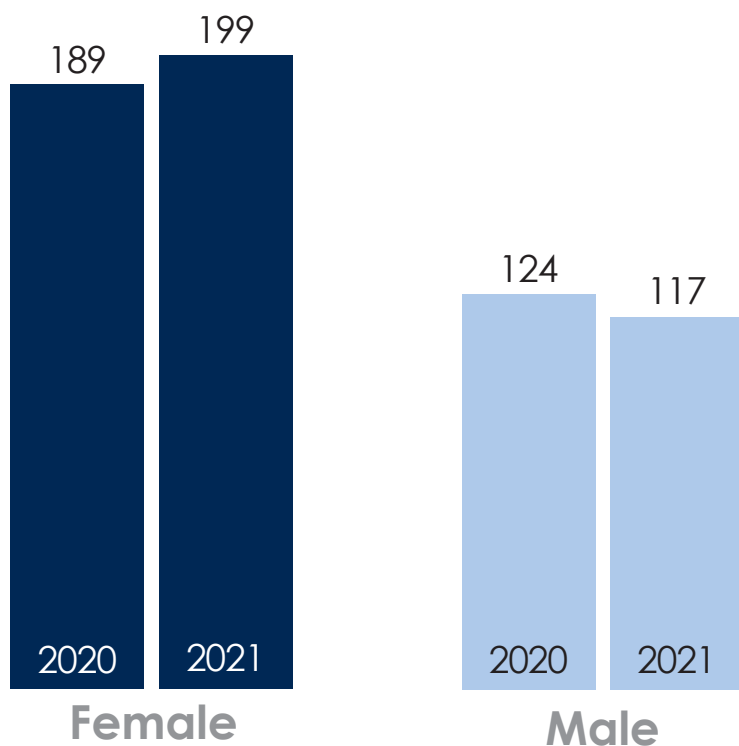
*2022 data is preliminary

Source: Ohio Department of Health, Public Health Data Warehouse

Suicide attempts by sex

Age-adjusted rate, 2020-2021

More females attempt suicide than males, with the number of attempts increasing from 2020 to 2021. There was a slight decrease in attempts for males.

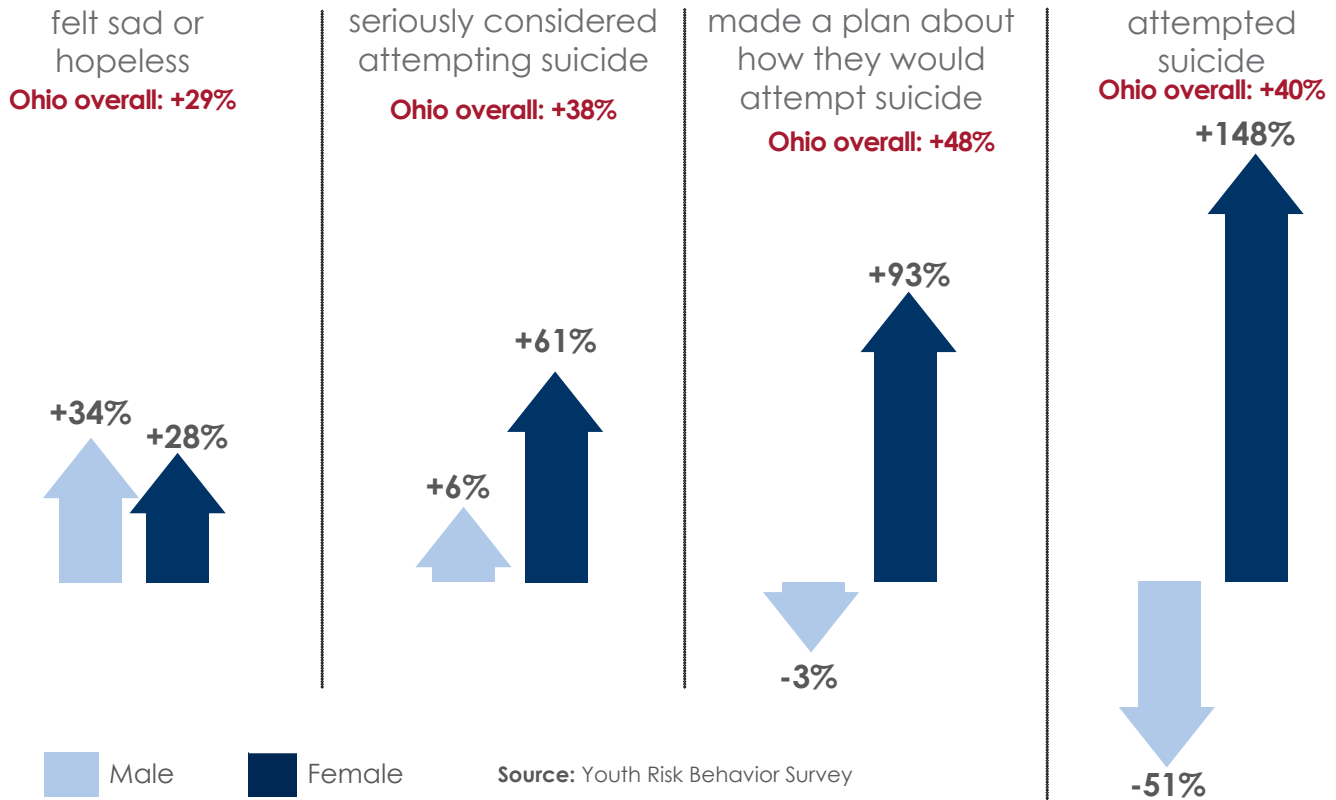


Source: CDC WISQARS Non-Fatal Injury Reports

Changes in mental health challenges among Ohio high school students

More Ohio high school students reported mental health challenges in 2021 compared to 2019, but the increase among female students was much higher than among male students

Percent change from 2019 to 2021 of Ohio high school students who...



Need Support Now?

If you or someone you know is struggling or in crisis, help is available. Call or text 988 or chat 988lifeline.org 24/7 for free and confidential support.

988

What can be done about it?

Resilience and recovery are possible

- Prevention works and there are many effective strategies to promote mental health
- Every Ohioan can contribute to preventing suicide

Resources

- [The Suicide Prevention Plan for Ohio 2024-2026](#) — Ohio Suicide Prevention Foundation
- [Suicide Prevention Resources for Action](#) — Centers for Disease Control and Prevention
- [The Surgeon General's Call to Action to Implement the National Strategy for Suicide Prevention](#) — Office of the Surgeon General
- [Best Practices Registry](#) — Suicide Prevention Resource Center
- [Mind the Gap: Creating a Robust Continuum of Behavioral Health Care for Young Ohioans](#) — Children's Defense Fund Ohio and Mental Health & Addiction Advocacy Coalitions
- [The State of Mental Health in Ohio](#) — Mental Health America

Notes

1. Data from the Household Pulse Survey, 2020-2023, as compiled by Kaiser Family Foundation. "Adults Reporting Symptoms of Anxiety or Depressive Disorder During COVID-19 Pandemic." KFF. Accessed June 13, 2023.; [Suicide Demographics and Trends, Ohio, 2021](#). Ohio Department of Health, 2023.
2. America's Health Ranking, UnitedHealth Foundation. <https://www.americashealthrankings.org/explore/measures/suicide/OH>
3. 2022 Mortality dataset, Ohio Department of Health, Public Health Data Warehouse